



About Strive HI

The Hawai'i State Department of Education releases an annual report on the performance of the state's public schools, known as Strive HI. This report informs educators, parents, community members, and policymakers, of progress on the student learning goals outlined in the Board-approved Strategic Plan.

For Strive HI reports about statewide performance, other schools and technical information, visit <https://hawaiipublicschools.org/about/organization/strive-hi-dashboard/>.

For more information about the 2023-29 Strategic Plan, visit <https://go.hidoe.us/2023-29-Strategic-Plan>.

Additional reports about schools are available at <https://arch.k12.hi.us> or at school's websites.

This report is produced by the Hawai'i State Department of Education Office of Strategy, Innovation and Performance.

Email: osip-accountability.support@k12.hi.us

Run Date: November 21, 2025

2024-25 Strive HI School Performance Report

Maui High School

Our Students

High Needs Subgroup	Number of Students	Percentage
Economically Disadvantaged	603	35%
Special Education	170	10%
English Learners	222	13%

Major Race/Ethnicities	Number of Students	Percentage
Asian (Excluding Filipino)	132	8%
Black	14	1%
Filipino	878	51%
Hispanic	65	4%
Native Hawaiian	224	13%
Pacific Islander	185	11%
White	218	13%

Our Story

Maui High School, located in Kahului, Maui, educates approximately 1500 students in grades 9-12. Founded in 1913, MHS boasts a rich history of excellence. Since opening our current campus in 1972, we've continuously adapted to meet the evolving needs of our students. To achieve this, we offer an academic structure with five academies.

Our 'Ahinahina Academy is dedicated to providing a supportive environment for incoming ninth graders, easing their transition to high school, and fostering a sense of community. Our four Career Academies are where 10th through 12th graders delve deeper into their chosen fields. They include:

- Industrial Engineering Technology Academy
- Arts, Media and Business Academy
- Service and Sustainability Academy
- Health, Education, Law & Public Safety Academy

Our academies encompass a variety of career pathways. This structure allows students to develop a strong foundation while exploring their passions. We offer real-world experiences through work-based learning opportunities and the chance to earn industry certifications. Students develop valuable employability skills such as leadership, communication, and adaptability. We further enrich our students' learning through a wide variety of Advanced Placement and Early College courses, providing them with the opportunity to earn college credit while still in high school. In addition to our rigorous academic programs and numerous electives, we offer a diverse range of athletics, clubs, and community connections.

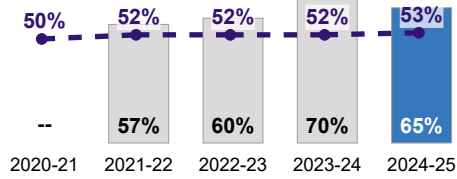
Our School

Grades	9-12
Enrollment	1,725
Principal	Ty Ogasawara
Phone	808-727-4000

Website: <https://www.mauihigh.org>

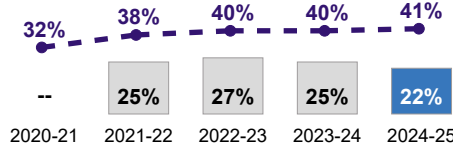
Language Arts Proficiency

Percent of students demonstrating proficiency on statewide language arts assessments.



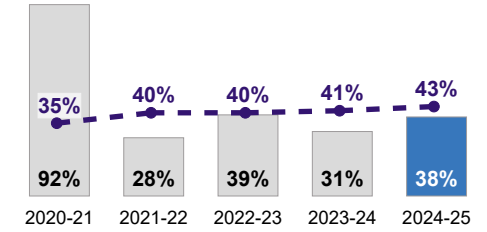
Math Proficiency

Percent of students demonstrating proficiency on statewide mathematics assessments.



Science Proficiency

Percent of students demonstrating proficiency on statewide science assessments.



Academic Growth

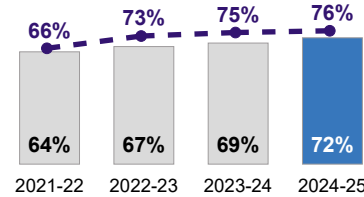
Percent of students making "typical" or better student growth from prior year (based on pre-pandemic growth on the Smarter Balanced Assessment).

Language Arts

-- Data Not Available

Regular Attendance

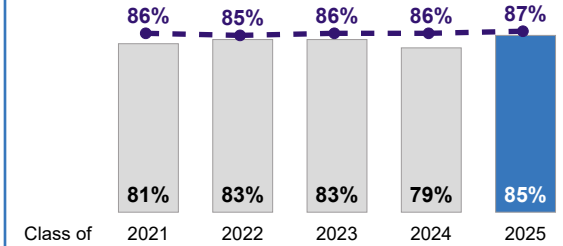
Percent of students attending 90% of instructional days.



Data reflects post-pandemic return to in-person learning.
Data is unavailable for charter schools before 2023-24.

On-Time High School Graduation

Percent of students graduating with a high school diploma on-time (i.e., 4 year adjusted cohort graduation rate).

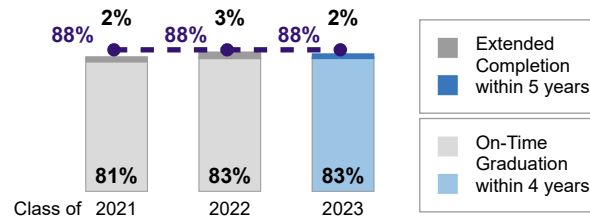


Math

-- Data Not Available

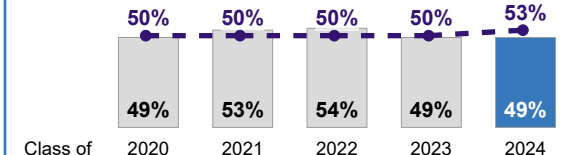
Extended High School Completion[#]

Percent of students earning a high school diploma, Certificate of Completion, or Community School for Adults Diploma (i.e., GED, HiSET) within 5 years of high school.



Postsecondary Education and Training Immediately After High School

Percent of graduates enrolling in a postsecondary educational institution by the following fall.

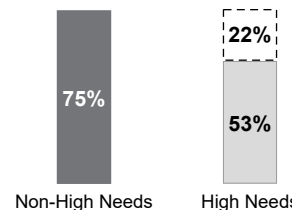


-- Data is unavailable, not applicable, or suppressed. [#] Percentages may not be exact due to rounding.

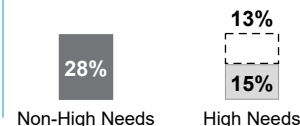
Equity in Student Learning[#]

- Non-High Needs:** Percent of students demonstrating proficiency who are not High Needs.
- High Needs:** Percent of students demonstrating proficiency who are English Learner, Economically Disadvantaged, and/or Special Education students.
- Achievement Gap:** Difference in proficiency rates between Non-High Needs and High Needs students.

Language Arts



Math



Strive HI data are also reported by key student characteristics (e.g., High Needs subgroup, major race/ethnicity).

<https://adc.hidoe.us>