



About Strive HI

The Hawai'i State Department of Education releases an annual report on the performance of the state's public schools, known as Strive HI. This report informs educators, parents, community members, and policymakers, of progress on the student learning goals outlined in the Board-approved Strategic Plan.

For Strive HI reports about statewide performance, other schools and technical information, visit <https://hawaiipublicschools.org/about/organization/strive-hi-dashboard/>.

For more information about the 2023-29 Strategic Plan, visit <https://go.hidoe.us/2023-29-Strategic-Plan>.

Additional reports about schools are available at <https://arch.k12.hi.us> or at school's websites.

This report is produced by the Hawai'i State Department of Education Office of Strategy, Innovation and Performance.

Email: osip-accountability.support@k12.hi.us

Run Date: September 7, 2025

2024-25 Strive HI School Performance Report

Ernest Bowen DeSilva Elementary School

Our Students

High Needs Subgroup	Number of Students	Percentage
Economically Disadvantaged	110	26%
Special Education	23	6%
English Learners	0	0%

Major Race/Ethnicities	Number of Students	Percentage
Asian (Excluding Filipino)	132	32%
Black	5	1%
Filipino	58	14%
Hispanic	4	1%
Native Hawaiian	88	21%
Pacific Islander	6	1%
White	122	29%

Our Story

Ernest Bowen deSilva Elementary (EBdSE), a K-6 school in Ainako, is committed to academic excellence, as evidenced by its six-year accreditation from the Western Association of Schools and Colleges (WASC). The school's diverse student population, 37% of whom qualify for free or reduced-price lunch, benefits from a supportive community and a strong academic focus. This is reflected in high student performance on the Standards Based Assessment (SBA) and positive parent feedback.

EBdSE prioritizes student success through various initiatives, including the SuperBee Edventure after-school program, funded by the Parent Teacher Student Association (PTSA), and the School Community Council (SCC), which actively participates in school improvement efforts, including the development of the 2024-2025 Academic Plan. The school aims to enhance its Response to Intervention (RTI) program, a multi-tiered system of support for students struggling academically or behaviorally.

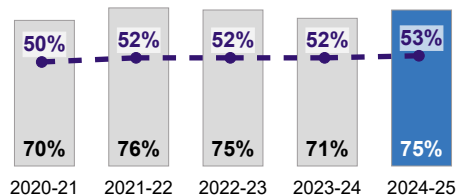
Our School

Grades	K-6
Enrollment	416
Principal	Dennis O'Brien
Phone	808-300-1900

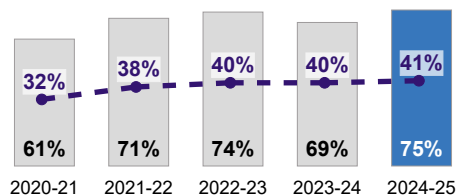
Website: <https://www.ebdesilva.org>

Language Arts Proficiency

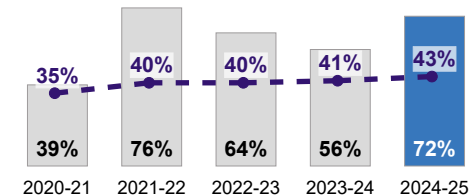
Percent of students demonstrating proficiency on statewide language arts assessments.

**Math Proficiency**

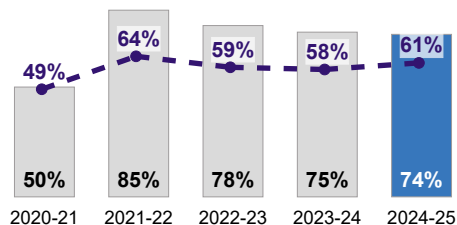
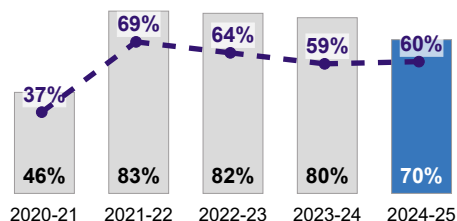
Percent of students demonstrating proficiency on statewide mathematics assessments.

**Science Proficiency**

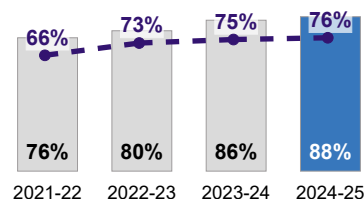
Percent of students demonstrating proficiency on statewide science assessments.

**Academic Growth**

Percent of students making "typical" or better student growth from prior year (based on pre-pandemic growth on the Smarter Balanced Assessment).

Language Arts**Math****Regular Attendance**

Percent of students attending 90% of instructional days.



Data reflects post-pandemic return to in-person learning.
Data is unavailable for charter schools before 2023-24.

On-Time High School Graduation

Percent of students graduating with a high school diploma on-time (i.e., 4 year adjusted cohort graduation rate).

-- Data Not Available

Extended High School Completion[#]

Percent of students earning a high school diploma, Certificate of Completion, or Community School for Adults Diploma (i.e., GED, HiSET) within 5 years of high school.

-- Data Not Available

Postsecondary Education and Training Immediately After High School

Percent of graduates enrolling in a postsecondary educational institution by the following fall.

-- Data Not Available

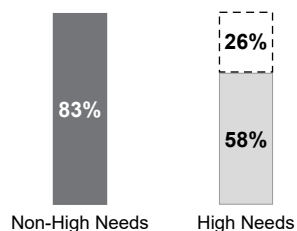
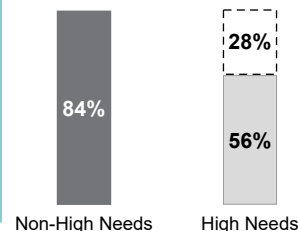
-- Data is unavailable, not applicable, or suppressed. [#] Percentages may not be exact due to rounding.

Equity in Student Learning[#]

Non-High Needs: Percent of students demonstrating proficiency who are not High Needs.

High Needs: Percent of students demonstrating proficiency who are English Learner, Economically Disadvantaged, and/or Special Education students.

Achievement Gap: Difference in proficiency rates between Non-High Needs and High Needs students.

Language Arts**Math**

Strive HI data are also reported by key student characteristics (e.g., High Needs subgroup, major race/ethnicity).

<https://adc.hidoe.us>