



About Strive HI

The Hawai'i State Department of Education releases an annual report on the performance of the state's public schools, known as Strive HI. This report informs educators, parents, community members, and policymakers, of progress on the student learning goals outlined in the Board-approved Strategic Plan.

For Strive HI reports about statewide performance, other schools and technical information, visit <https://hawaiipublicschools.org/about/organization/strive-hi-dashboard/>.

For more information about the 2023-29 Strategic Plan, visit <https://go.hidoe.us/2023-29-Strategic-Plan>.

Additional reports about schools are available at <https://arch.k12.hi.us> or at school's websites.

This report is produced by the Hawai'i State Department of Education Office of Strategy, Innovation and Performance.

Email: osip-accountability.support@k12.hi.us

Run Date: September 7, 2025

2024-25 Strive HI School Performance Report

Ka'elepulu Elementary School

Our Students

High Needs Subgroup	Number of Students	Percentage
Economically Disadvantaged	30	16%
Special Education	19	10%
English Learners	--	--

Major Race/Ethnicities	Number of Students	Percentage
Asian (Excluding Filipino)	37	20%
Black	2	1%
Filipino	14	7%
Hispanic	1	1%
Native Hawaiian	23	12%
Pacific Islander	2	1%
White	108	57%

Our Story

Ka'elepulu Elementary School, a small school on O'ahu's Windward side with approximately 180 students in grades K-6, is named after the nearby Ka'elepulu Pond. Its ladybug mascot and school colors, yellow and orange, reflect its location on the 'ili 'āina of Kapakapa and Kaipolia, and symbolize the bright future of its students. Ka'elepulu fosters a strong sense of community through its HĀ KOA (Ha'aha'a - humility, Aloha - love, Kuleana - responsibility, 'Ohana - family, A'o - learn) values and its KĀKOU (inclusive) approach to education.

The school's curriculum utilizes Wonders for English Language Arts (ELA) and Ready Classroom for math, integrating Project-Based Learning (PBL) units that combine science and social studies. Ka'elepulu is committed to providing a diverse range of learning opportunities for its students.

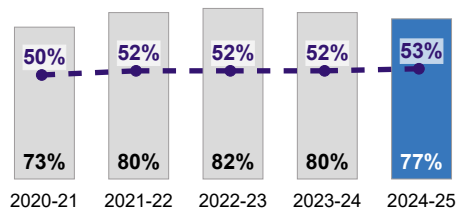
Our School

Grades	K-6
Enrollment	188
Principal	Chanda Rowley
Phone	808-807-0800

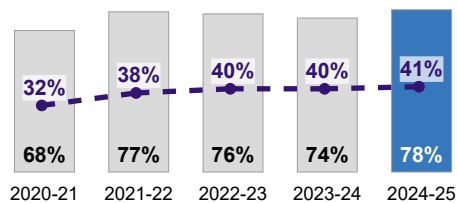
Website: <https://www.kaelepulu.k12.hi.us>

Language Arts Proficiency

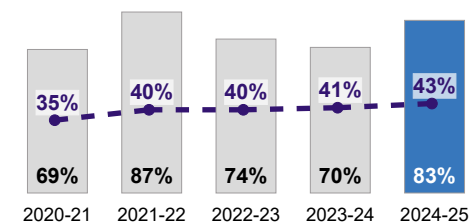
Percent of students demonstrating proficiency on statewide language arts assessments.

**Math Proficiency**

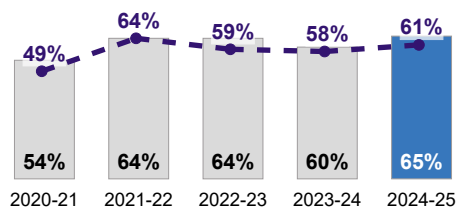
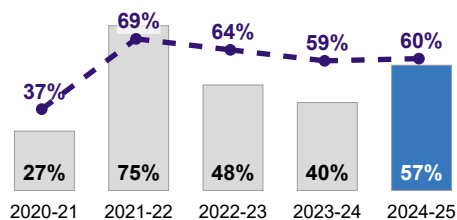
Percent of students demonstrating proficiency on statewide mathematics assessments.

**Science Proficiency**

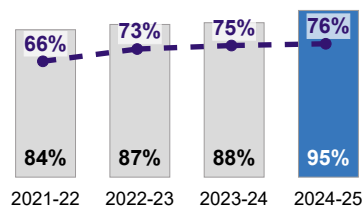
Percent of students demonstrating proficiency on statewide science assessments.

**Academic Growth**

Percent of students making "typical" or better student growth from prior year (based on pre-pandemic growth on the Smarter Balanced Assessment).

Language Arts**Math****Regular Attendance**

Percent of students attending 90% of instructional days.



Data reflects post-pandemic return to in-person learning.
Data is unavailable for charter schools before 2023-24.

On-Time High School Graduation

Percent of students graduating with a high school diploma on-time (i.e., 4 year adjusted cohort graduation rate).

-- Data Not Available

Extended High School Completion[#]

Percent of students earning a high school diploma, Certificate of Completion, or Community School for Adults Diploma (i.e., GED, HiSET) within 5 years of high school.

-- Data Not Available

Postsecondary Education and Training Immediately After High School

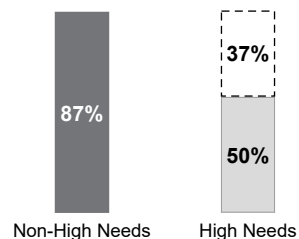
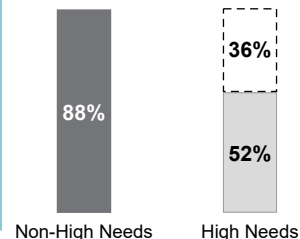
Percent of graduates enrolling in a postsecondary educational institution by the following fall.

-- Data Not Available

-- Data is unavailable, not applicable, or suppressed. [#] Percentages may not be exact due to rounding.

Equity in Student Learning[#]

- Non-High Needs:** Percent of students demonstrating proficiency who are not High Needs.
- High Needs:** Percent of students demonstrating proficiency who are English Learner, Economically Disadvantaged, and/or Special Education students.
- Achievement Gap:** Difference in proficiency rates between Non-High Needs and High Needs students.

Language Arts**Math**

Strive HI data are also reported by key student characteristics (e.g., High Needs subgroup, major race/ethnicity).

<https://adc.hidoe.us>