2024-25 Strive HI School Performance Report

Honouliuli Middle School

About Strive HI

The Hawai'i State Department of Education releases an annual report on the performance of the state's public schools, known as Strive HI. This report informs educators, parents, community members, and policymakers, of progress on the student learning goals outlined in the Board-approved Strategic Plan.

For Strive HI reports about statewide performance, other schools and technical information, visit **https://hawaiipublicschools.org/about/organization/strive-hi-dashboard/**.

For more information about the 2023-29 Strategic Plan, visit **https://go.hidoe.us/2023-29-Strategic-Plan**.

Additional reports about schools are available at **https://arch.k12.hi.us** or at school's websites.

This report is produced by the Hawai'i State Department of Education Office of Strategy, Innovation and Performance.

Email: osip-accountability.support@k12.hi.us

Run Date: September 7, 2025

Our Students

High Needs Subgroup	Number of Students	Percentage
Economically Disadvantaged	360	45%
Special Education	90	11%
English Learners	28	4%

Major Race/Ethnicities	Number of Students	Percentage
Asian (Excluding Filipino)	68	9%
Black	28	4%
Filipino	213	27%
Hispanic	15	2%
Native Hawaiian	222	28%
Pacific Islander	89	11%
White	143	18%

Our School

Grades	6-8
Enrollment	793
Principal	Todd Fujimori
Phone	808-307-7800

Website: https://www.honouliuli.k12.hi.us

Our Story

Honouliuli Middle School (HMS), located in Kapolei and Ewa Beach, opened its doors in 2020 and now serves students in grades 6-8. HMS, believing in a collaborative approach to student development, partners with families and the community to support the academic, physical, and emotional well-being of its students.

The school fosters a safe and nurturing learning environment that encourages students to develop both content knowledge and essential life skills. HMS offers a comprehensive curriculum including core subjects, a wide range of electives (e.g., art, band, STEM, agriculture), and extracurricular activities such as sports, media competitions, and robotics, aiming to provide a well-rounded education for all students.

Language Arts Proficiency

Percent of students demonstrating proficiency on statewide language arts assessments.

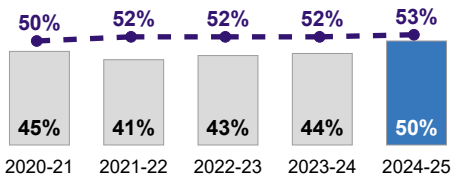

Math Proficiency

Percent of students demonstrating proficiency on statewide mathematics assessments.

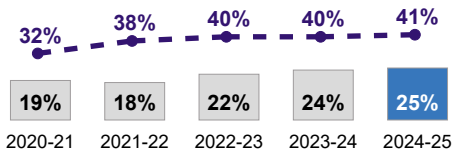

Science Proficiency

Percent of students demonstrating proficiency on statewide science assessments.

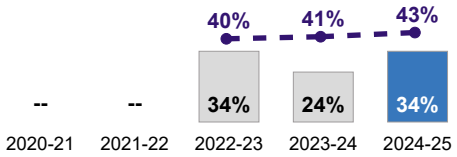

Academic Growth

Percent of students making "typical" or better student growth from prior year (based on pre-pandemic growth on the Smarter Balanced Assessment).

Language Arts

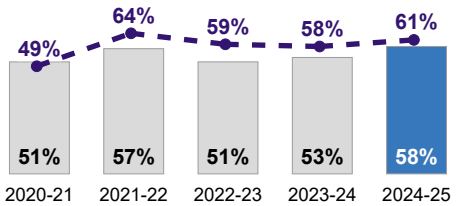

Math

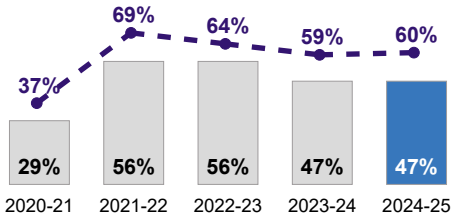

Regular Attendance

Percent of students attending 90% of instructional days.

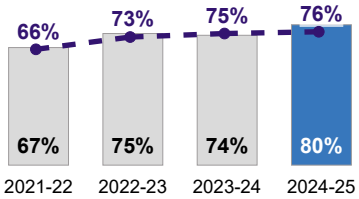

Data reflects post-pandemic return to in-person learning.
Data is unavailable for charter schools before 2023-24.

On-Time High School Graduation

Percent of students graduating with a high school diploma on-time (i.e., 4 year adjusted cohort graduation rate).

-- Data Not Available

Extended High School Completion[#]

Percent of students earning a high school diploma, Certificate of Completion, or Community School for Adults Diploma (i.e., GED, HiSET) within 5 years of high school.

-- Data Not Available

Postsecondary Education and Training Immediately After High School

Percent of graduates enrolling in a postsecondary educational institution by the following fall.

-- Data Not Available

-- Data is unavailable, not applicable, or suppressed. [#] Percentages may not be exact due to rounding.

Equity in Student Learning[#]

Non-High Needs: Percent of students demonstrating proficiency who are not High Needs.

High Needs: Percent of students demonstrating proficiency who are English Learner, Economically Disadvantaged, and/or Special Education students.

Achievement Gap: Difference in proficiency rates between Non-High Needs and High Needs students.

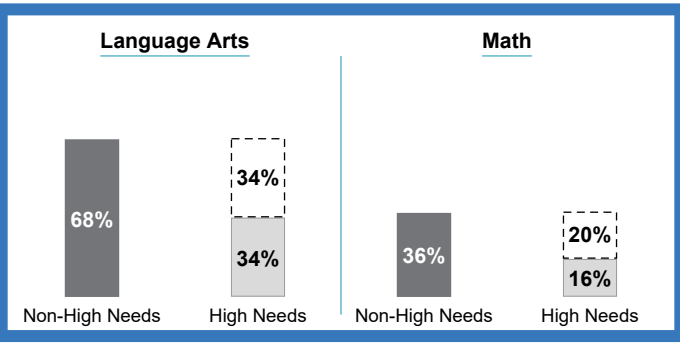

Strive HI data are also reported by key student characteristics (e.g., High Needs subgroup, major race/ethnicity).

https://adc.hidoe.us