2024-25 Strive HI School Performance Report

Kapolei High School

About Strive HI

The Hawai'i State Department of Education releases an annual report on the performance of the state's public schools, known as Strive HI. This report informs educators, parents, community members, and policymakers, of progress on the student learning goals outlined in the Board-approved Strategic Plan.

For Strive HI reports about statewide performance, other schools and technical information, visit **https://hawaiipublicschools.org/about/organization/strive-hi-dashboard/**.

For more information about the 2023-29 Strategic Plan, visit **https://go.hidoe.us/2023-29-Strategic-Plan**.

Additional reports about schools are available at **https://arch.k12.hi.us** or at school's websites.

This report is produced by the Hawai'i State Department of Education Office of Strategy, Innovation and Performance.

Email: osip-accountability.support@k12.hi.us

Run Date: November 21, 2025

Our Students

High Needs Subgroup	Number of Students	Percentage
Economically Disadvantaged	645	35%
Special Education	244	13%
English Learners	59	3%

Major Race/Ethnicities	Number of Students	Percentage
Asian (Excluding Filipino)	183	10%
Black	83	5%
Filipino	488	27%
Hispanic	37	2%
Native Hawaiian	497	27%
Pacific Islander	215	12%
White	297	16%

Our School

Grades	9-12
Enrollment	1,836
Principal	Wesley Shinkawa
Phone	808-305-8000

Website: https://www.kapoleihigh.org

Our Story

Kapolei High School (KHS), located in Kapolei, Oahu, serves the communities of Kapolei, Makakilo, Kalaeloa, Honokai Hale, Ho'opili, and Ko Olina.

KHS opened on July 26, 2000, with 375 freshmen, adding one grade level each subsequent year, with the first class graduating in 2004. KHS continues to flourish, with a current enrollment of 1836 students, and looks forward to celebrating its 25th anniversary. KHS emphasizes developing well-rounded individuals prepared for college and careers, focusing on academic skills and values like caring, dignity, and integrity. Our "One Team" motto unifies our academy design and promotes collaboration and collective success.

KHS offers an innovative experience through eight academies featuring interdisciplinary teams and project-based learning. Eight academies—Business, Engineering & Design, Health, Public & Human Relations, Freshman, and Ho'ōla (Natural Resources)—are nationally recognized by the National Career Academy Coalition as model academies, with Freshman and Ho'ōla earning "model with distinction."

With 16 Career and Technology Education pathways and programs, along with Personal Transition Plans, KHS prepares students to be "Globally Competitive, Locally Committed." Beyond academics, KHS offers diverse extracurricular activities like DECA and athletics. KHS also boasts Hawaii's only U.S. Marine JROTC program, consistently recognized as a Naval Honor School, fostering character, leadership, and civic responsibility.

Language Arts Proficiency

Percent of students demonstrating proficiency on statewide language arts assessments.

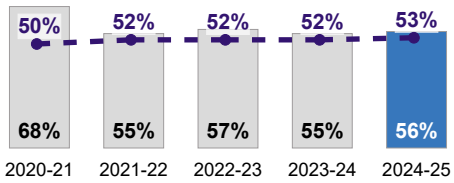

Math Proficiency

Percent of students demonstrating proficiency on statewide mathematics assessments.

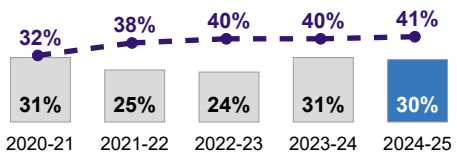

Science Proficiency

Percent of students demonstrating proficiency on statewide science assessments.

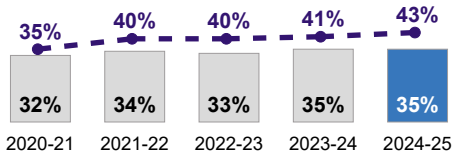

Academic Growth

Percent of students making "typical" or better student growth from prior year (based on pre-pandemic growth on the Smarter Balanced Assessment).

Language Arts

-- Data Not Available

Math

-- Data Not Available

Regular Attendance

Percent of students attending 90% of instructional days.

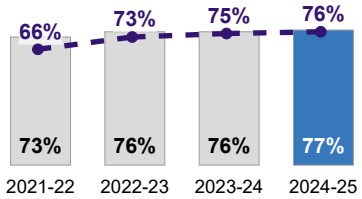

Data reflects post-pandemic return to in-person learning.
Data is unavailable for charter schools before 2023-24.

On-Time High School Graduation

Percent of students graduating with a high school diploma on-time (i.e., 4 year adjusted cohort graduation rate).

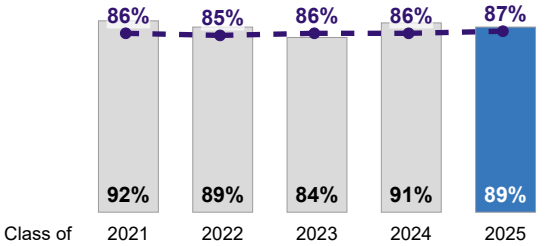

Extended High School Completion[#]

Percent of students earning a high school diploma, Certificate of Completion, or Community School for Adults Diploma (i.e., GED, HiSET) within 5 years of high school.

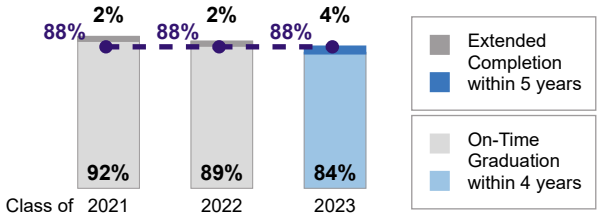

Postsecondary Education and Training Immediately After High School

Percent of graduates enrolling in a postsecondary educational institution by the following fall.

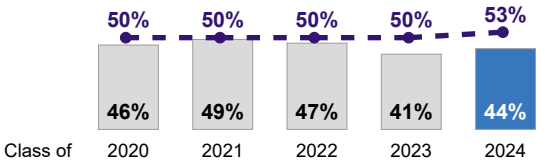

-- Data is unavailable, not applicable, or suppressed. [#] Percentages may not be exact due to rounding.

Equity in Student Learning[#]

Non-High Needs: Percent of students demonstrating proficiency who are not High Needs.

High Needs: Percent of students demonstrating proficiency who are English Learner, Economically Disadvantaged, and/or Special Education students.

Achievement Gap: Difference in proficiency rates between Non-High Needs and High Needs students.

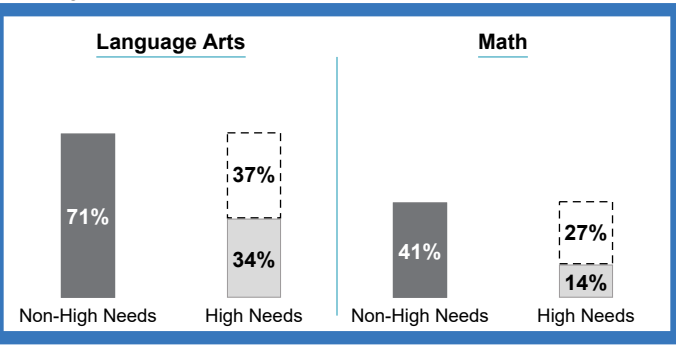

Strive HI data are also reported by key student characteristics (e.g., High Needs subgroup, major race/ethnicity).

https://adc.hidoe.us