



About Strive HI

The Hawai'i State Department of Education releases an annual report on the performance of the state's public schools, known as Strive HI. This report informs educators, parents, community members, and policymakers, of progress on the student learning goals outlined in the Board-approved Strategic Plan.

For Strive HI reports about statewide performance, other schools and technical information, visit <https://hawaiipublicschools.org/about/organization/strive-hi-dashboard/>.

For more information about the 2023-29 Strategic Plan, visit <https://go.hidoe.us/2023-29-Strategic-Plan>.

Additional reports about schools are available at <https://arch.k12.hi.us> or at school's websites.

This report is produced by the Hawai'i State Department of Education Office of Strategy, Innovation and Performance.

Email: osip-accountability.support@k12.hi.us

Run Date: September 7, 2025

2024-25 Strive HI School Performance Report

Kanoelani Elementary School

Our Students

High Needs Subgroup	Number of Students	Percentage
Economically Disadvantaged	273	38%
Special Education	81	11%
English Learners	52	7%

Major Race/Ethnicities	Number of Students	Percentage
Asian (Excluding Filipino)	146	20%
Black	16	2%
Filipino	302	42%
Hispanic	3	0%
Native Hawaiian	128	18%
Pacific Islander	27	4%
White	94	13%

Our Story

Kanoelani Elementary School, established in 1982, serves the Sea View, Crestview, and Waipio Gentry communities with a focus on fostering both academic and personal growth, reflected in the school's motto "WE > ME." The school's iconic "Huaka'i" sculpture, a Polynesian crab claw sail, symbolizes the students' journey of learning and development.

Kanoelani offers a dynamic learning environment with one-to-one digital devices, a differentiated learning program utilizing the iREADY universal screener, and core academic instruction through Go Math! and Wonders English language arts curriculum. The school also emphasizes character development through the Choose Love Movement, cultivating compassionate and courageous citizens. Parents and community members actively participate in school events, fostering a strong sense of community and support for students.

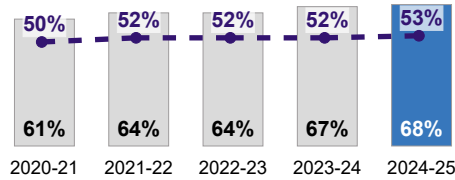
Our School

Grades	K-6
Enrollment	722
Principal	Neil Blomberg
Phone	808-307-3800

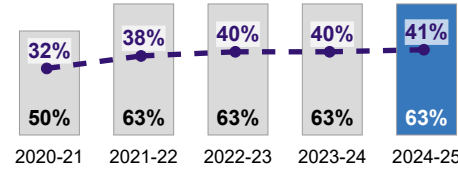
Website: <https://www.kanoelani.org>

Language Arts Proficiency

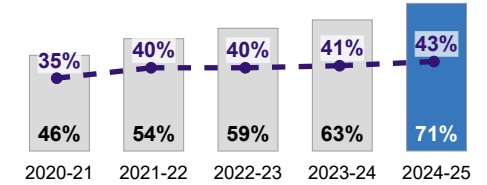
Percent of students demonstrating proficiency on statewide language arts assessments.

**Math Proficiency**

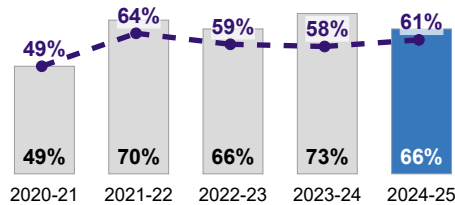
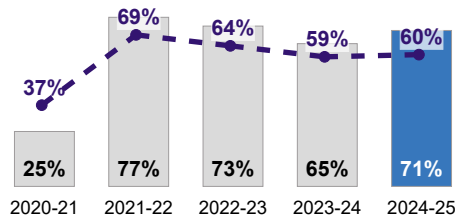
Percent of students demonstrating proficiency on statewide mathematics assessments.

**Science Proficiency**

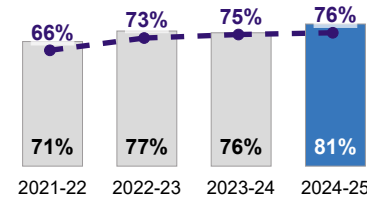
Percent of students demonstrating proficiency on statewide science assessments.

**Academic Growth**

Percent of students making "typical" or better student growth from prior year (based on pre-pandemic growth on the Smarter Balanced Assessment).

Language Arts**Math****Regular Attendance**

Percent of students attending 90% of instructional days.



Data reflects post-pandemic return to in-person learning.
Data is unavailable for charter schools before 2023-24.

On-Time High School Graduation

Percent of students graduating with a high school diploma on-time (i.e., 4 year adjusted cohort graduation rate).

-- Data Not Available

Extended High School Completion[#]

Percent of students earning a high school diploma, Certificate of Completion, or Community School for Adults Diploma (i.e., GED, HiSET) within 5 years of high school.

-- Data Not Available




Postsecondary Education and Training Immediately After High School

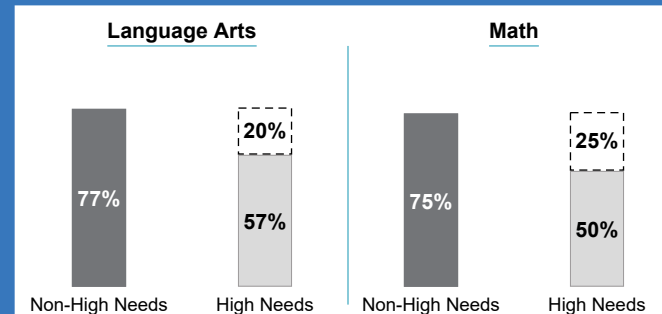
Percent of graduates enrolling in a postsecondary educational institution by the following fall.

-- Data Not Available

-- Data is unavailable, not applicable, or suppressed. [#] Percentages may not be exact due to rounding.

Equity in Student Learning[#]

-  **Non-High Needs:** Percent of students demonstrating proficiency who are not High Needs.
-  **High Needs:** Percent of students demonstrating proficiency who are English Learner, Economically Disadvantaged, and/or Special Education students.
-  **Achievement Gap:** Difference in proficiency rates between Non-High Needs and High Needs students.



Strive HI data are also reported by key student characteristics (e.g., High Needs subgroup, major race/ethnicity).

<https://adc.hidoe.us>