2024-25 Strive HI School Performance Report

James Campbell High School

About Strive HI

The Hawai'i State Department of Education releases an annual report on the performance of the state's public schools, known as Strive HI. This report informs educators, parents, community members, and policymakers, of progress on the student learning goals outlined in the Board-approved Strategic Plan.

For Strive HI reports about statewide performance, other schools and technical information, visit **https://hawaiipublicschools.org/about/organization/strive-hi-dashboard/**.

For more information about the 2023-29 Strategic Plan, visit **https://go.hidoe.us/2023-29-Strategic-Plan**.

Additional reports about schools are available at **https://arch.k12.hi.us** or at school's websites.

This report is produced by the Hawai'i State Department of Education Office of Strategy, Innovation and Performance.

Email: osip-accountability.support@k12.hi.us

Run Date: November 21, 2025

Our Students

High Needs Subgroup	Number of Students	Percentage
Economically Disadvantaged	963	33%
Special Education	298	10%
English Learners	214	7%

Major Race/Ethnicities	Number of Students	Percentage
Asian (Excluding Filipino)	211	7%
Black	144	5%
Filipino	1,299	45%
Hispanic	42	1%
Native Hawaiian	406	14%
Pacific Islander	270	9%
White	477	17%

Our School

Grades	9-12
Enrollment	2,890
Principal	Jon Henry Lee
Phone	808-305-3600

Website: https://www.campbellhigh.org

Our Story

James Campbell High School (JCHS) on Oahu's westside educates approximately 3,000 students from diverse backgrounds. JCHS focuses on preparing graduates for a rapidly changing world by nurturing communication, leadership, and critical thinking skills. This is achieved through six career academies, three of which – the Freshman Success Academy, Public and Human Services Academy, and STEAM Academy – have earned Model Certification from the National Career Academy Coalition (NCAC), a national organization recognizing exemplary career academies. The remaining academies are awaiting certification results.

JCHS prioritizes student success by offering a wide array of opportunities, including Advanced Placement courses, Early College Credit options, and work-based learning experiences such as internships, field trips, and industry certifications. The school also emphasizes essential employability skills, like communication, ensuring graduates are well-prepared for the workforce.

Language Arts Proficiency

Percent of students demonstrating proficiency on statewide language arts assessments.

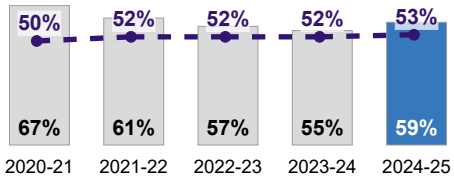

Math Proficiency

Percent of students demonstrating proficiency on statewide mathematics assessments.

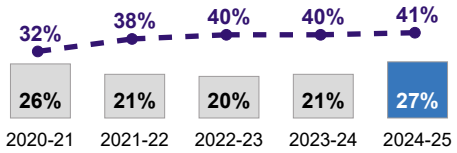

Science Proficiency

Percent of students demonstrating proficiency on statewide science assessments.

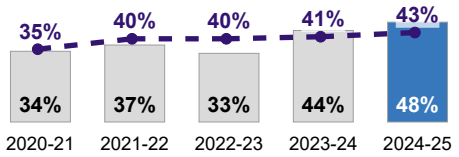

Academic Growth

Percent of students making "typical" or better student growth from prior year (based on pre-pandemic growth on the Smarter Balanced Assessment).

Language Arts

-- Data Not Available

Math

-- Data Not Available

Regular Attendance

Percent of students attending 90% of instructional days.

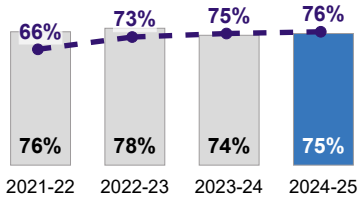

Data reflects post-pandemic return to in-person learning.
Data is unavailable for charter schools before 2023-24.

On-Time High School Graduation

Percent of students graduating with a high school diploma on-time (i.e., 4 year adjusted cohort graduation rate).

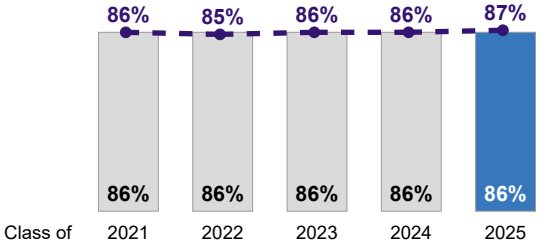

Extended High School Completion[#]

Percent of students earning a high school diploma, Certificate of Completion, or Community School for Adults Diploma (i.e., GED, HiSET) within 5 years of high school.

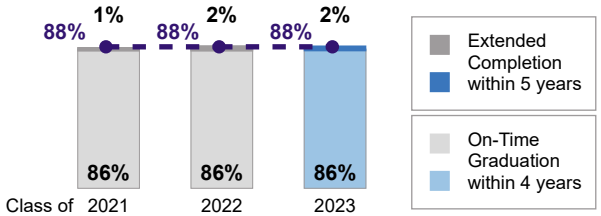

Postsecondary Education and Training Immediately After High School

Percent of graduates enrolling in a postsecondary educational institution by the following fall.

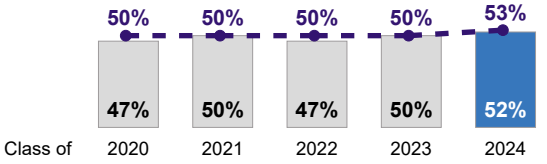

-- Data is unavailable, not applicable, or suppressed. [#] Percentages may not be exact due to rounding.

Equity in Student Learning[#]

Non-High Needs: Percent of students demonstrating proficiency who are not High Needs.

High Needs: Percent of students demonstrating proficiency who are English Learner, Economically Disadvantaged, and/or Special Education students.

Achievement Gap: Difference in proficiency rates between Non-High Needs and High Needs students.

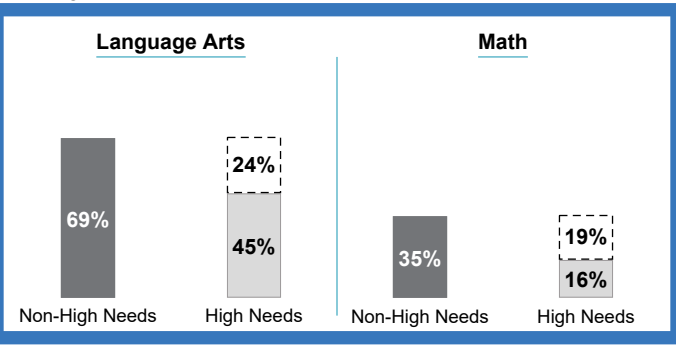

Strive HI data are also reported by key student characteristics (e.g., High Needs subgroup, major race/ethnicity).

https://adc.hidoe.us