



# 2024-25 Strive HI School Performance Report

## Lt. Col. Horace M. Hickam Elementary School

### About Strive HI

The Hawai'i State Department of Education releases an annual report on the performance of the state's public schools, known as Strive HI. This report informs educators, parents, community members, and policymakers, of progress on the student learning goals outlined in the Board-approved Strategic Plan.

For Strive HI reports about statewide performance, other schools and technical information, visit <https://hawaiipublicschools.org/about/organization/strive-hi-dashboard/>.

For more information about the 2023-29 Strategic Plan, visit <https://go.hidoe.us/2023-29-Strategic-Plan>.

Additional reports about schools are available at <https://arch.k12.hi.us> or at school's websites.

This report is produced by the Hawai'i State Department of Education Office of Strategy, Innovation and Performance.

Email: [osip-accountability.support@k12.hi.us](mailto:osip-accountability.support@k12.hi.us)

Run Date: September 7, 2025

### Our Students

High Needs Subgroup	Number of Students	Percentage
Economically Disadvantaged	22	4%
Special Education	42	8%
English Learners	--	--

Major Race/Ethnicities	Number of Students	Percentage
Asian (Excluding Filipino)	47	9%
Black	29	6%
Filipino	21	4%
Hispanic	2	0%
Native Hawaiian	1	0%
Pacific Islander	14	3%
White	394	76%

### Our Story

Horace Meek Hickam Elementary School (HES), established in 1950 on Joint Base Pearl Harbor Hickam (JBPHH), caters to a highly mobile student body of approximately 550, with 99% being military-impacted. Due to frequent transitions, HES has implemented a specialized transition center and a student-led welcome program to ease the integration of new students, fostering a sense of belonging and community. These initiatives aim to support students' academic focus while promoting social connections and acclimation to the new school environment.

HES prioritizes both academic and social-emotional development, ensuring students meet high expectations for college, career, and community readiness. The school emphasizes character development through its "HEART" program, which stands for Honor, Excellence, Aloha, Resilience, and Teamwork, reinforcing core values within the school community. HES is proud to be a recipient of the 2019 National Blue Ribbon School by the U.S. Department of Education for strong academic performance and commitment to closing achievement gaps. Likewise, HES is also proud to be a recipient of the 2023 Purple Star NORBERT Hawaii Award for our commitment to military connected students and families.

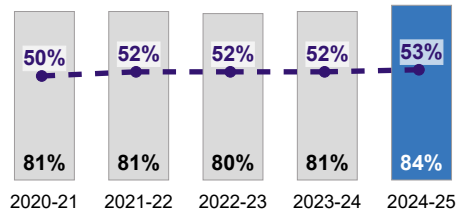
### Our School

Grades	K-6
Enrollment	518
Principal	Patrick Wetzel
Phone	808-307-4600

Website: <https://www.hickam.k12.hi.us>

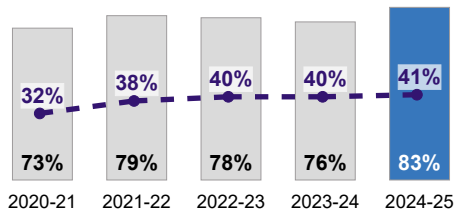
### Language Arts Proficiency

Percent of students demonstrating proficiency on statewide language arts assessments.



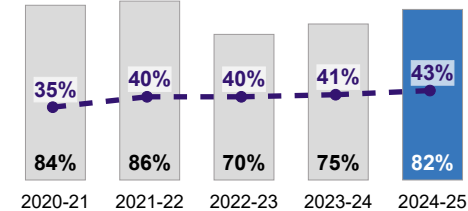
### Math Proficiency

Percent of students demonstrating proficiency on statewide mathematics assessments.



### Science Proficiency

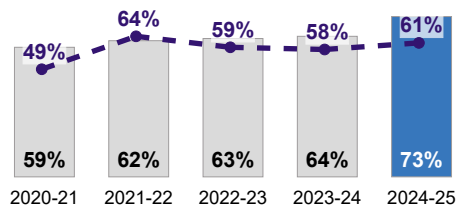
Percent of students demonstrating proficiency on statewide science assessments.



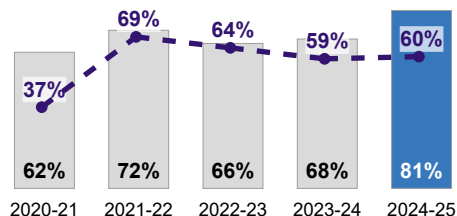
### Academic Growth

Percent of students making "typical" or better student growth from prior year (based on pre-pandemic growth on the Smarter Balanced Assessment).

#### Language Arts

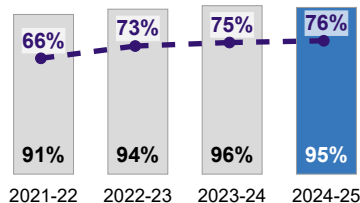


#### Math



### Regular Attendance

Percent of students attending 90% of instructional days.



Data reflects post-pandemic return to in-person learning. Data is unavailable for charter schools before 2023-24.

### On-Time High School Graduation

Percent of students graduating with a high school diploma on-time (i.e., 4 year adjusted cohort graduation rate).

-- Data Not Available

### Extended High School Completion<sup>#</sup>

Percent of students earning a high school diploma, Certificate of Completion, or Community School for Adults Diploma (i.e., GED, HiSET) within 5 years of high school.

-- Data Not Available

### Postsecondary Education and Training Immediately After High School

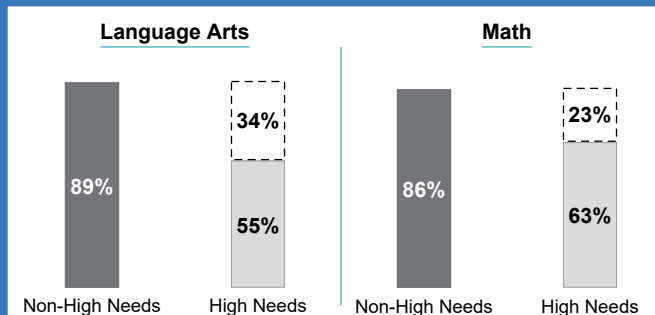
Percent of graduates enrolling in a postsecondary educational institution by the following fall.

-- Data Not Available

-- Data is unavailable, not applicable, or suppressed. <sup>#</sup> Percentages may not be exact due to rounding.

### Equity in Student Learning<sup>#</sup>

- Non-High Needs:** Percent of students demonstrating proficiency who are not High Needs.
- High Needs:** Percent of students demonstrating proficiency who are English Learner, Economically Disadvantaged, and/or Special Education students.
- Achievement Gap:** Difference in proficiency rates between Non-High Needs and High Needs students.



Strive HI data are also reported by key student characteristics (e.g., High Needs subgroup, major race/ethnicity).

<https://adc.hidoe.us>